

GUARDS

ALL GUARDS TO MEET SB7
OR BE DESIGNED
AS PER PART 4 OBC

ALL GUARDS SHALL BE
NON -CLIMBABLE

GUARD HEIGHT MINIMUM REQUIREMENTS
UNDER 5'-11" ____ 2'-11"
OVER 5'-11" ____ 3'-6"

NOTE: IF THE GUARDS INCORPORATE
SEATING AREA, THE DISTANCE FROM
THE SEAT WILL BE THE BEGINNING
POINT OF THE GUARD HEIGHT.

LUMBER SPECIES RESISTANT TO DECAY

- (CEDAR)
- PRESERVATIVE TREATED
- PRESSURE TREATED

PICKETS:

MINIMUM SIZE OF TOP AND BOTTOM RAIL

- 2" X 4"

MAXIMUM SPACE BETWEEN PICKETS

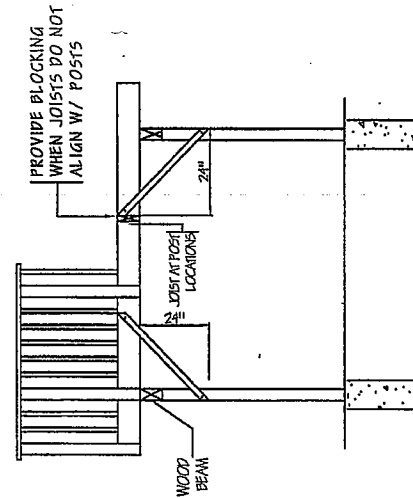
- 3-7/8 INCHES

MINIMUM PICKET SIZE

- 1-9/32 INCHES

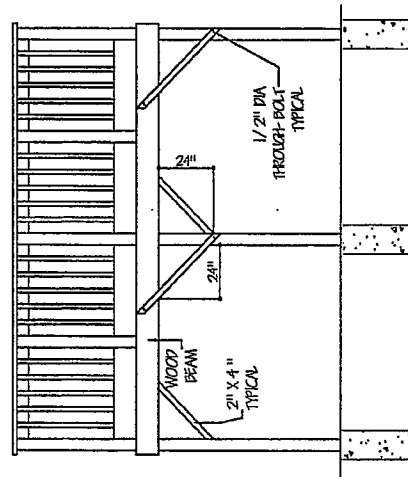
OVERHANG: MAXIMUM DISTANCE

- 16 INCHES FOR 2 X 8 JOISTS
- 24 INCHES FOR 2 X 10 JOISTS
- 24 INCHES FOR 2 X 12 JOISTS



BRACING:
DIAGONAL BRACING REQUIRED
OR MECHANICAL FASTENER
BETWEEN POST AND BEAM

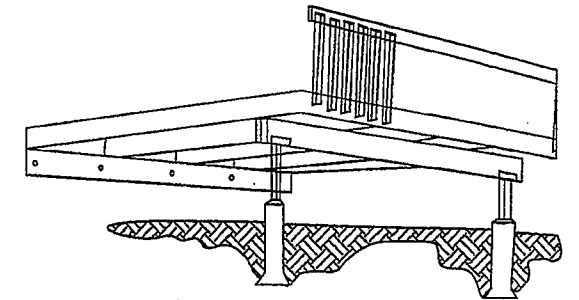
BRACING PERPENDICULAR TO BEAM



BRACING PARALLEL TO BEAM

MUNICIPALITY

CONSTRUCTION GUIDE FOR EXTERIOR DECKS (NOT SUPPORTING A ROOF)

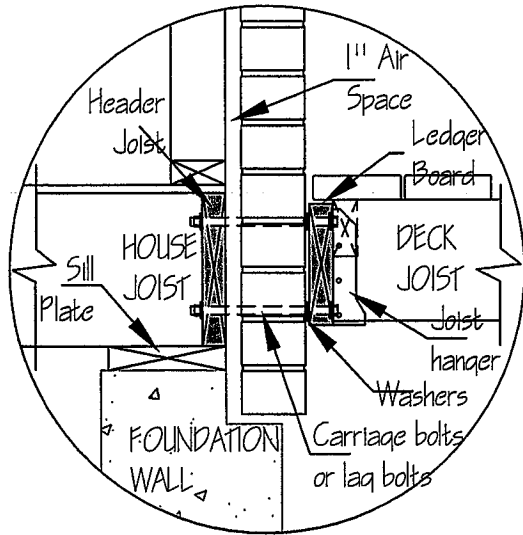


CITY OF ORILLIA
(705)-329-7258
www.city.orillia.on.ca

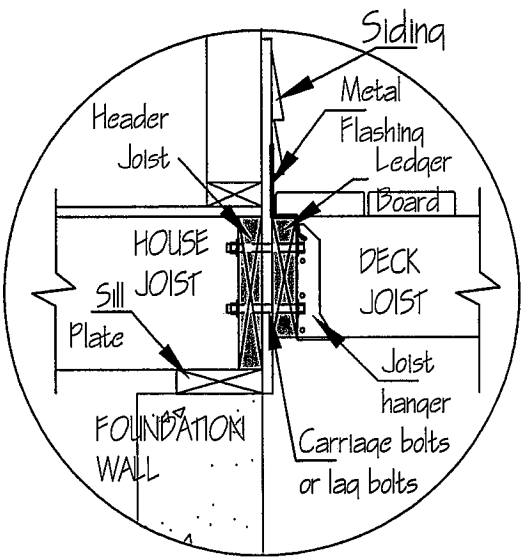


This is a guide only
and information is
subject to change.
Please check with your
local Municipality

LEDGER BOARD DETAIL



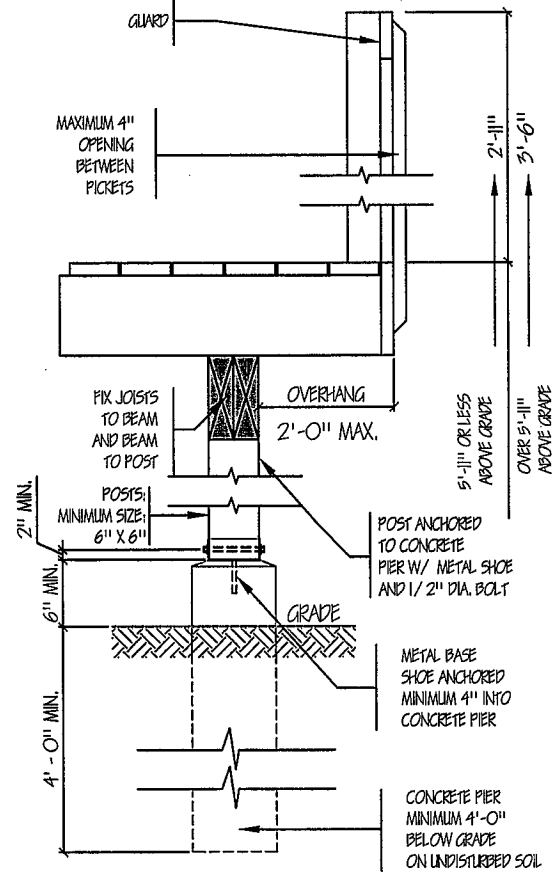
BRICK VENEER



SIDING

SONOTUBES:
MINIMUM SIZE: 10 INCHES (PIER DIA.)

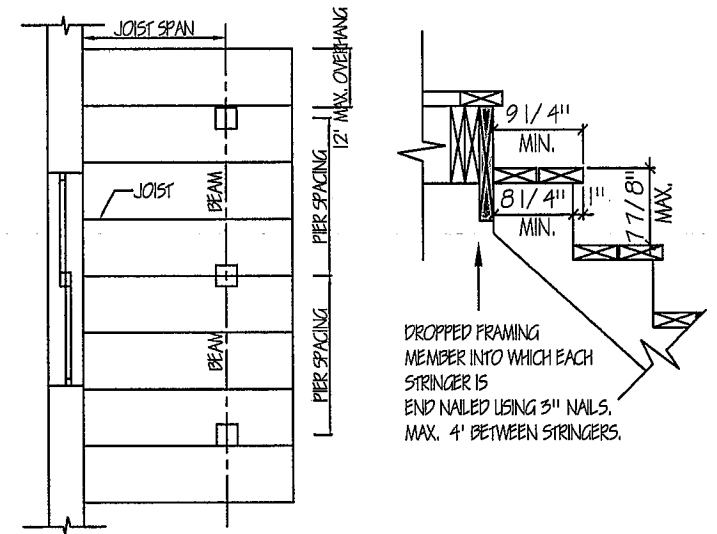
JOIST SPAN	PIER SIZE TABLE (DIA.)			
	4'	6'	8'	10'
6'	10"	10"	10"	10"
8'	10"	10"	10"	12"
10'	10"	10"	12"	12"
12'	10"	10"	12"	12"



FOOTING DEPTH: MINIMUM: 4 FEET

BEAM TABLE

DEPTH OF BEAM	MAXIMUM ALLOWABLE SPANS
2 - 2" X 8"	5' - 5"
2 - 2" X 10"	6' - 8"
2 - 2" X 12"	7' - 8"
3 - 2" X 8"	7' - 3"
3 - 2" X 10"	8' - 10"
3 - 2" X 12"	10' - 3"



FLOOR JOIST SPAN TABLE

JOIST SIZE	SPACING	SPAN
2" X 8"	12" o/c	11' - 7"
	16" o/c	11' - 0"
2" X 10"	12" o/c	13' - 8"
	16" o/c	13' - 0"
2" X 12"	12" o/c	15' - 7"
	16" o/c	14' - 10"

POSTS:
MINIMUM SIZE: 6" X 6"

DECK BOARDS:
MINIMUM SIZE:
5/4" X 6" OR 2" X 4"

